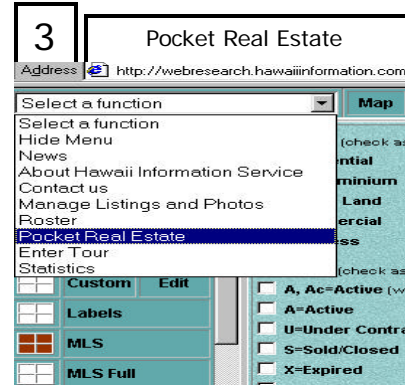
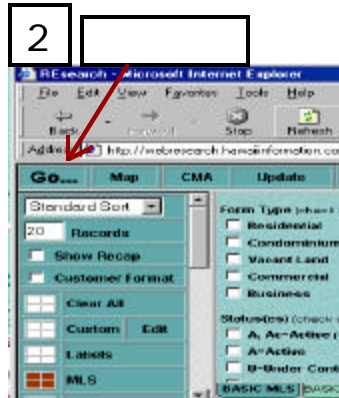


Download Pocket Real Estate

1 Login



4 Make your selection for form type, district, and sales data.



Saving the download file...

placement file from an old pocket real estate download. Make sure to save the file on your hard drive in a location that you will remember.

Congratulations!!

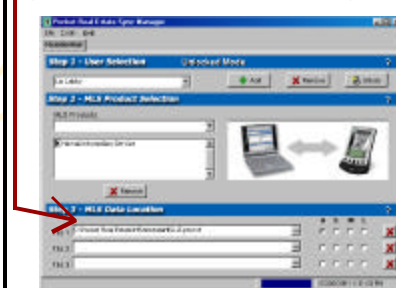
Your MLS data file has now been saved to your hard drive and is ready to be synchronized with your Handheld Com-

5 Click Search Now



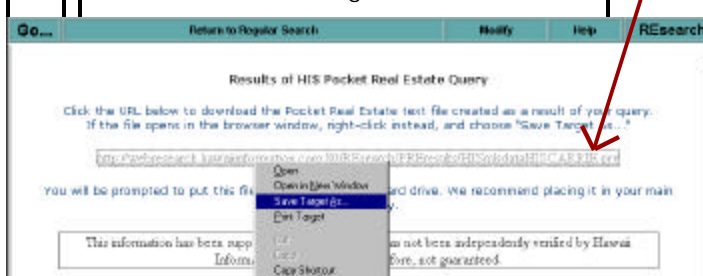
Open your Pocket Real Estate Program.

Type the path of the file you just saved



Once the path is in the space, click sync on your Palm Pilot.

6 Right click on the LINK and chose "Save Target As..".



The MLS data is now in your Palm Pilot!!!